

## Library Tour Quiz

Once you have completed the Library Tour, you may be asked by your instructor to next, complete the Library Tour Quiz. The quiz is accessible via iLearn (instructions below).

**IMPORTANT!! To access and complete the quiz, a number of steps must first be followed.**

Log on to iLearn > Enroll in the Library Tour course > Sign up to a section > take the quiz. Detailed instructions are provided below:

1. Log on to iLearn and use **course search** to find the library course:

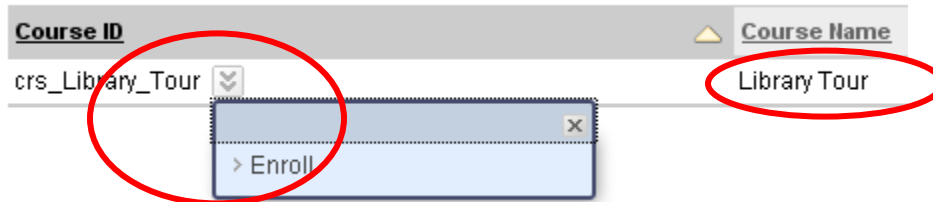
### Library Tour



Course Search

Library Tour Go

2. Once located, use the drop down menu to **enroll** in the course



Course ID Course Name

crs\_Library\_Tour Library Tour

> Enroll

3. To successfully enroll in the course, click **submit**



**1. Enroll in Course: Library Tour (crs\_Library\_Tour)**

Instructor: aross, fangell

Description:

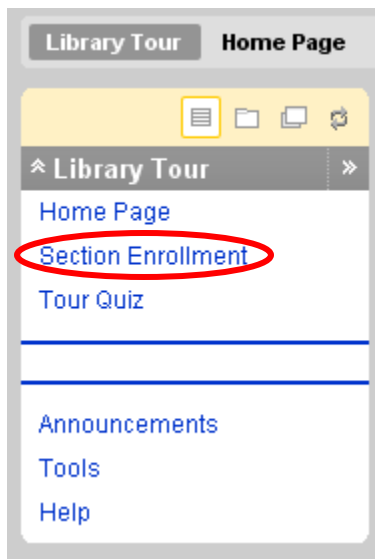
Categories: Education:Higher Education

Cancel Submit

4. Hit **OK** to continue

Continue to next page ...

- Before taking the library tour quiz, you need to **first complete section enrollment**. Do this from the library tour ilearn course home page.

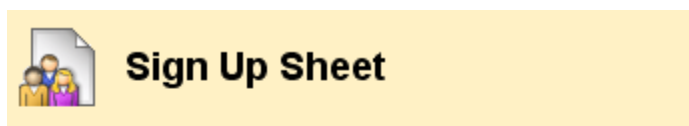


- Next, **sign up** to the section you belong to. It is important you select the correct section! We have provided section numbers, professors' names and class times as a guide. Once you have identified your section, select **sign up**

**Section 04: Abusalim 11:00 - 12:15pm**



- Verify you have selected the correct section, then click sign up and ok



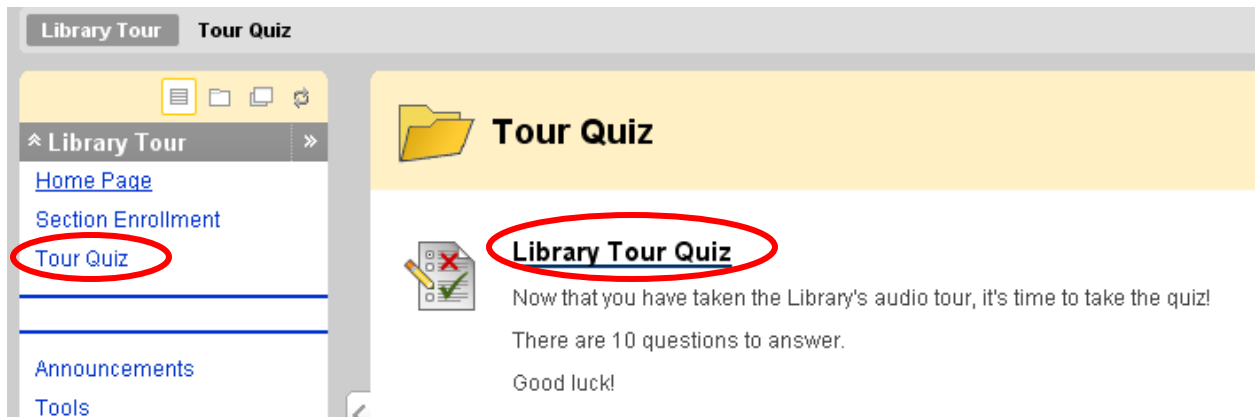
**SignUp Sheet Name :** Section 04: Abusalim 11:00 - 12:15pm

**SignUp Sheet Instructions :**

**Section 04: Abusalim 11:00 - 12:15pm**

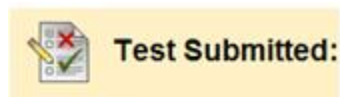


8. You can now take the library quiz. Select **Tour Quiz** and begin.



The screenshot shows a web interface with a sidebar on the left and a main content area on the right. The sidebar is titled 'Library Tour' and contains links for 'Home Page', 'Section Enrollment', 'Tour Quiz', 'Announcements', and 'Tools'. The 'Tour Quiz' link is circled in red. The main content area is titled 'Tour Quiz' and features a folder icon. Below the title is a document icon with a pencil and a checkmark, and the text 'Library Tour Quiz' is circled in red. The text below reads: 'Now that you have taken the Library's audio tour, it's time to take the quiz! There are 10 questions to answer. Good luck!'

9. When you have completed the 10 questions, click **ok** to view **score results**



The banner features a document icon with a pencil and a checkmark, followed by the text 'Test Submitted:'.

Test submitted.

**Student:** CAS Student  
**Test:** ENG 204 Library Quiz Spring 2011  
**Course:** Information Literacy  
**Submitted:** 2/20/11 7:16 PM

Click **OK** to review results.  
Sunday, February 20, 2011 7:16:43 PM GST

**click OK to view quiz results  
and view feedback**

**OK**

## Tour Quiz

CAS Student  
6/14/11 10:01 AM  
Library Tour Quiz  
Completed  
70 out of 100 points